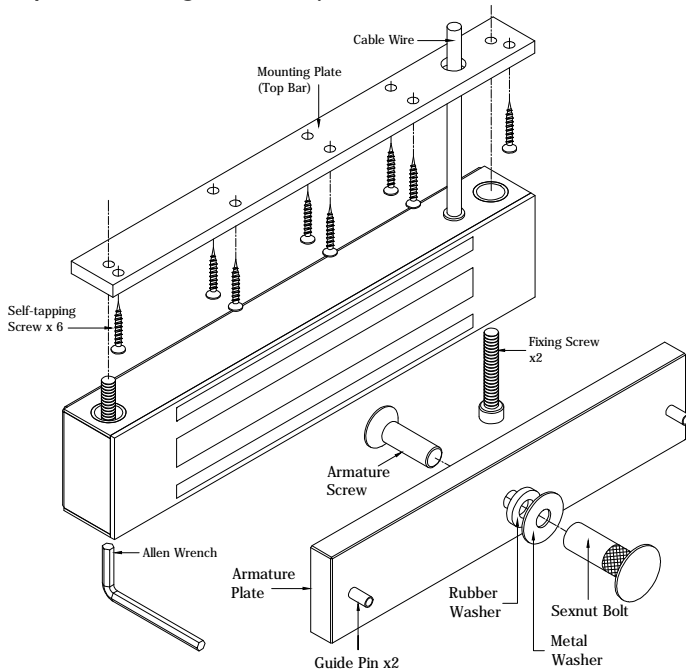


# Electromagnetic Lock Installation User Guide (Outdoor Model: S)



Spec / Model	SS-400	SS-800	SS-1200	SS-1500
Holding Force	400 lbs (182 Kg)	800 lbs (362 Kg)	1200 lbs (545 Kg)	1500 lbs (682 Kg)
Voltage Input	12 VDC / 24 VDC	12 VDC / 24 VDC	12 VDC / 24 VDC	12 VDC / 24 VDC
Current Draw	360 mA / 180 mA	480 mA / 240 mA	420 mA / 210 mA	460 mA / 230 mA

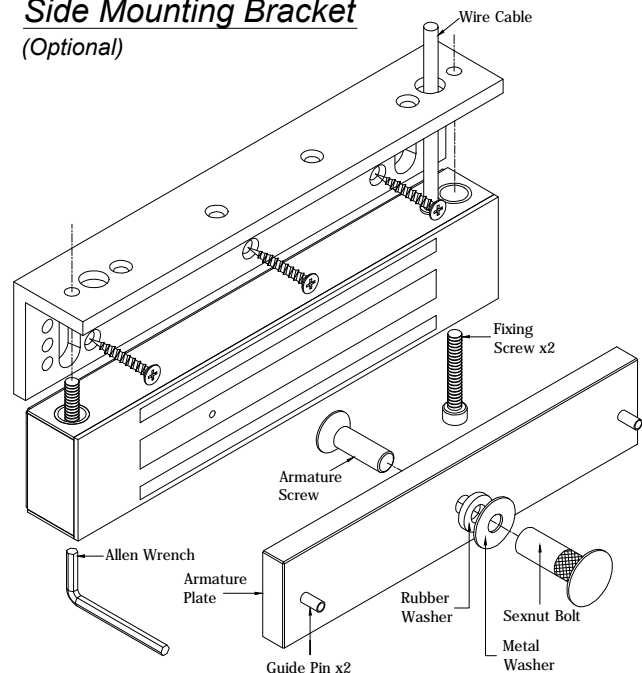
## Basic Installation Concept & Accessories (Top Mounting Bracket)



## General Installation Steps & Maintenance

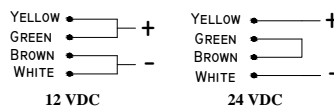
1. Drill the armature plate holes in the door using the sticker template provided.
2. Attach the armature plate to the door with the hardware provided as per the illustration.
3. With the door closed, mark the door frame at the edge of the armature in order to properly align the electromagnet to the armature.
4. Attach the mounting plate to the door frame using the self-tapping screws provided. Align the mounting plate with the mark from the previous instruction.
5. Insert the wires through the hole in the mounting plate and attach the electromagnet unit to the mounting plate with the allen head fixing screw.
6. Connect the power wires according to the instruction and test the system.
7. It is recommended that to apply a light coat of silicon lubricant to the mating surface on a monthly basis to prevent rust.

## Side Mounting Bracket (Optional)



## WIRING INSTRUCTIONS

**IMPORTANT!**  
Before the power supply is switched on,  
set the wiring correctly.



### REED SENSOR CONTACT



Copyright © EISB. All Right Reserved.  
EISB-EMS-IG Ver.A Publish: 12.07.2018

**Disclaimer:** EISB reserve the right to go ahead with any modifications of models or features or price without forewarning. All the information and specifications stated in this document are current at the time of publication.

**Attention:** We are not responsible for the improper installation of this kit. If you are not handy with electrical equipment you should contact a professional electrician. You will also need to check with your local Fire authority to see if you need anything else to comply with local Fire Codes. We are not responsible for any damage or fees that can occur.